

SR 202 Corridor Studies Survey

Tuesday, December 22, 2020

724

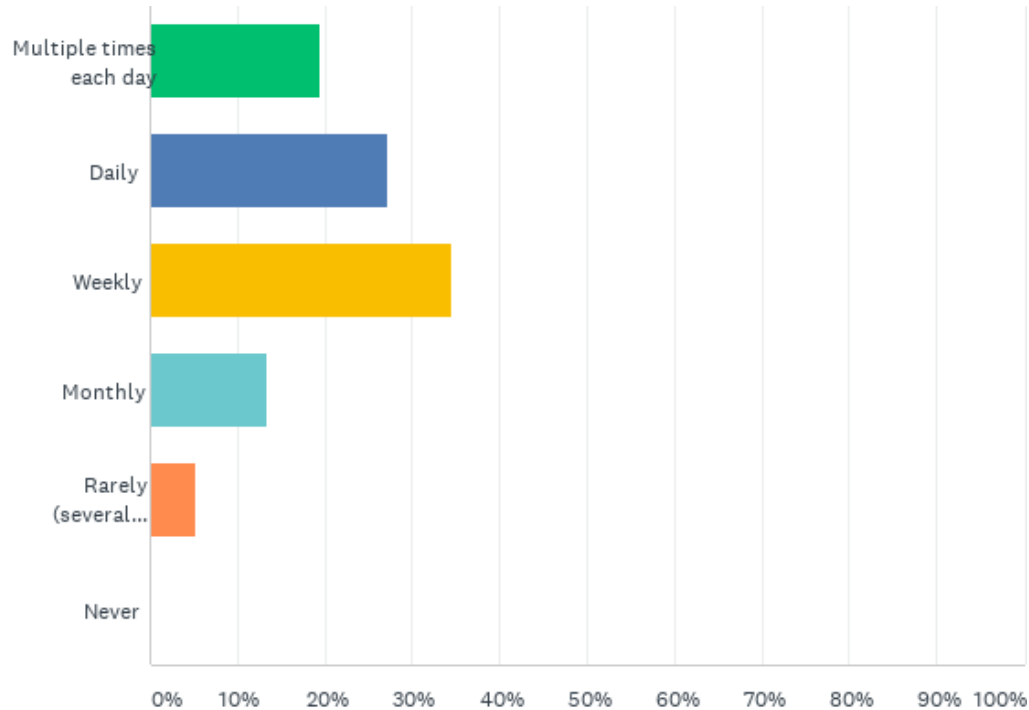
Total Responses

Date Created: Monday, November 09, 2020

Complete Responses: 577

Q1: How often do you travel on SR 202 between 244th Avenue Northeast and Fall City?

Answered: 720 Skipped: 4



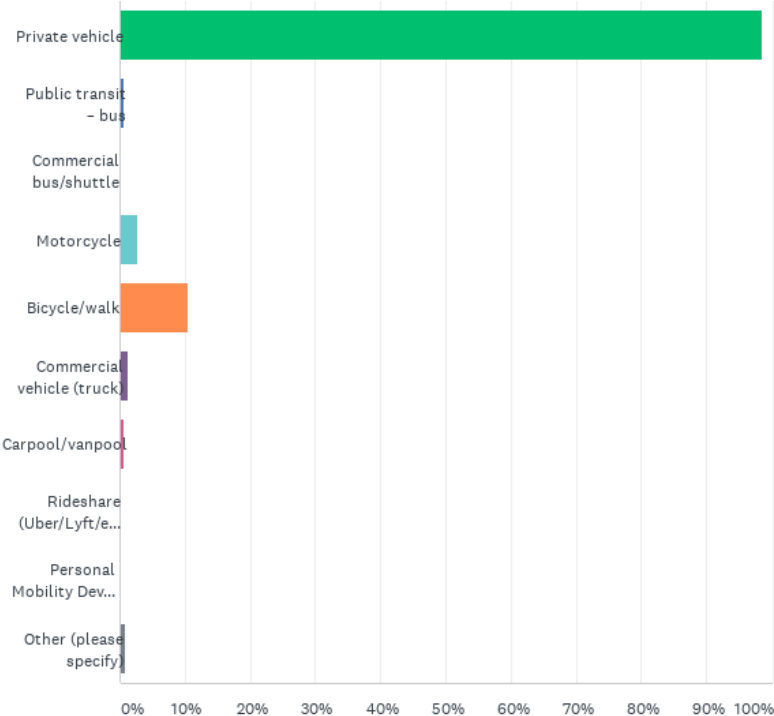
Q1: How often do you travel on SR 202 between 244th Avenue Northeast and Fall City?

Answered: 720 Skipped: 4

ANSWER CHOICES	RESPONSES	
Multiple times each day	19.44%	140
Daily	27.22%	196
Weekly	34.58%	249
Monthly	13.33%	96
Rarely (several times/year)	5.14%	37
Never	0.28%	2
TOTAL		720

Q2: How do you travel on the SR 202 corridor?

Answered: 720 Skipped: 4



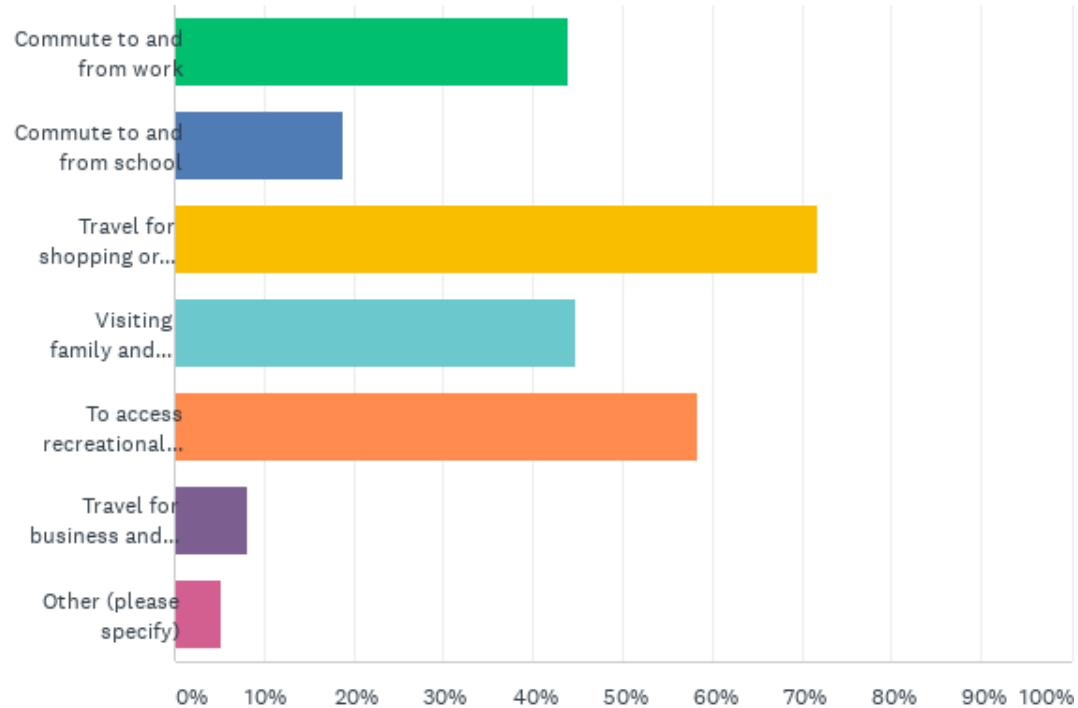
Q2: How do you travel on the SR 202 corridor?

Answered: 720 Skipped: 4

ANSWER CHOICES	RESPONSES	
Private vehicle	98.47%	709
Public transit – bus	0.69%	5
Commercial bus/shuttle	0.14%	1
Motorcycle	2.78%	20
Bicycle/walk	10.42%	75
Commercial vehicle (truck)	1.25%	9
Carpool/vanpool	0.56%	4
Rideshare (Uber/Lyft/etc.)	0.28%	2
Personal Mobility Device (scooter/wheelchair/stroller/etc.)	0.14%	1
Other (please specify)	0.83%	6
Total Respondents: 720		

Q3: Why do you travel on the SR 202 corridor? (Select all that apply)

Answered: 635 Skipped: 89



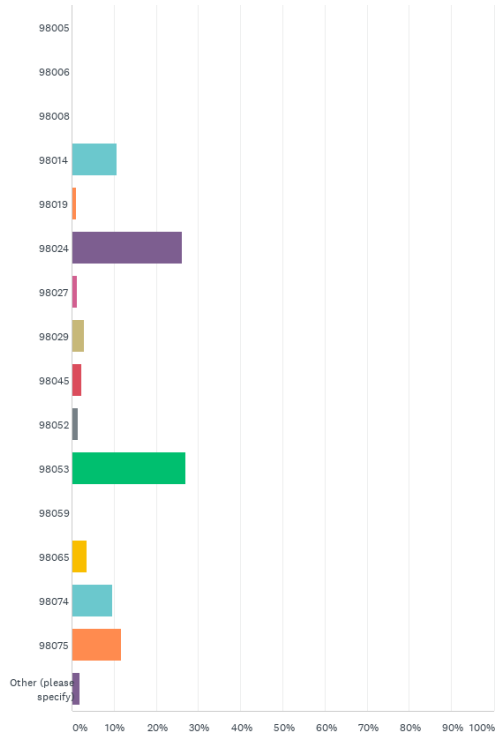
Q3: Why do you travel on the SR 202 corridor? (Select all that apply)

Answered: 635 Skipped: 89

ANSWER CHOICES	RESPONSES	
Commute to and from work	43.94%	279
Commute to and from school	18.74%	119
Travel for shopping or errands	71.65%	455
Visiting family and friends	44.72%	284
To access recreational activities	58.27%	370
Travel for business and/or freight	8.19%	52
Other (please specify)	5.20%	33
Total Respondents: 635		

you usually start from? If your zip code is not shown on the map, please enter it.

Answered: 721 Skipped: 3



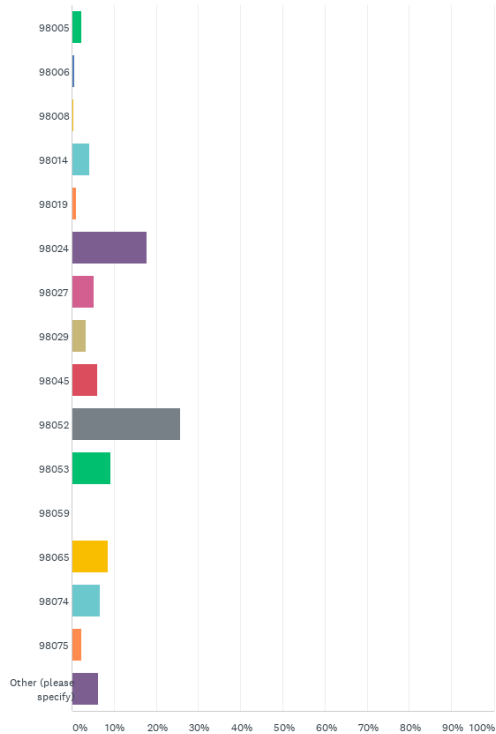
Which zip code do you usually start from? If your zip code is not shown on the map, please enter it.

Answered: 721 Skipped: 3

ANSWER CHOICES	RESPONSES	
98005	0.28%	2
98006	0.00%	0
98008	0.00%	0
98014	10.68%	77
98019	1.11%	8
98024	26.07%	188
98027	1.25%	9
98029	2.91%	21
98045	2.22%	16
98052	1.53%	11
98053	27.05%	195
98059	0.00%	0
98065	3.61%	26
98074	9.71%	70
98075	11.65%	84
Other (please specify)	1.94%	14
TOTAL		721

Typically, your destination year destination may be within the zip code you started from and please indicate as such. If your zip code is not shown on the map, please enter it.

Answered: 708 Skipped: 16



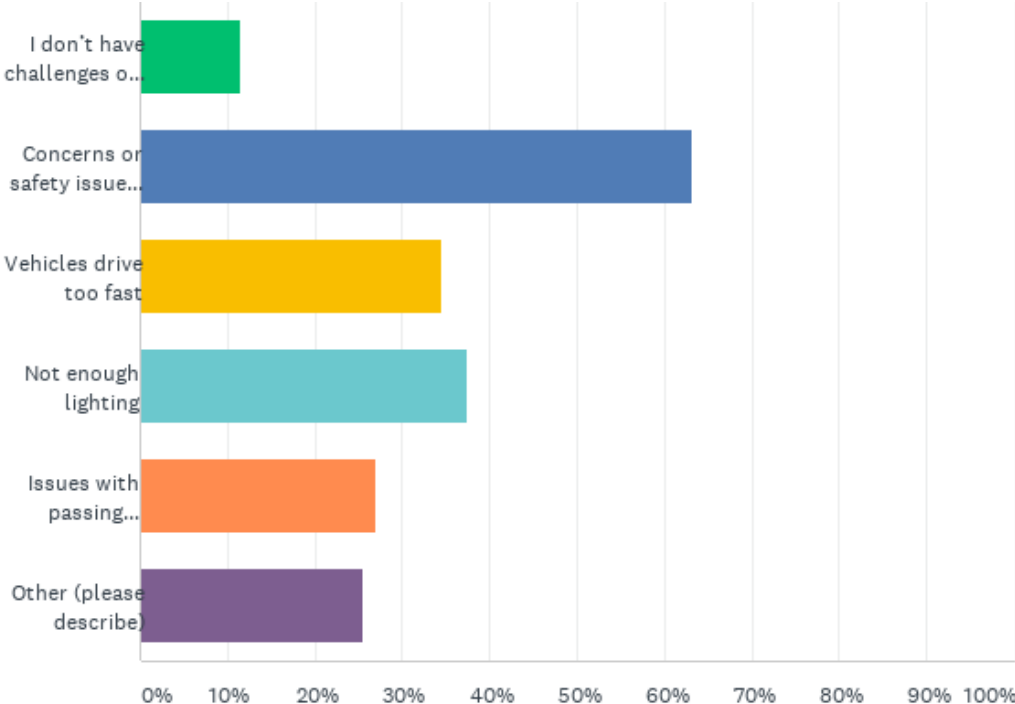
Typically, your respondent's location may be within the zip code you started from and please indicate as such. If your zip code is not shown on the map, please enter it.

Answered: 708 Skipped: 16

ANSWER CHOICES	RESPONSES	
98005	2.40%	17
98006	0.71%	5
98008	0.42%	3
98014	4.10%	29
98019	0.99%	7
98024	17.80%	126
98027	5.23%	37
98029	3.25%	23
98045	6.07%	43
98052	25.71%	182
98053	9.18%	65
98059	0.00%	0
98065	8.62%	61
98074	6.78%	48
98075	2.40%	17
Other (please specify)	6.36%	45
TOTAL		708

Q6: SR 202 – 244th Avenue Northeast to Tolt Hill Road

Answered: 575 Skipped: 149



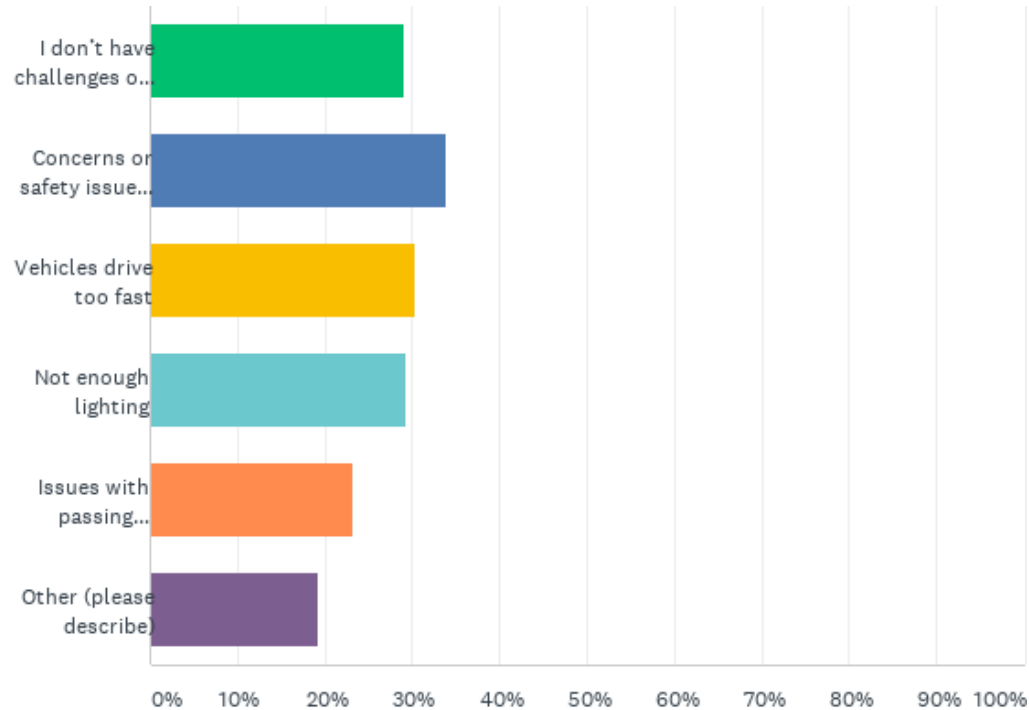
Q6: SR 202 – 244th Avenue Northeast to Tolt Hill Road

Answered: 575 Skipped: 149

ANSWER CHOICES	RESPONSES	
I don't have challenges on this section of SR 202	11.48%	66
Concerns or safety issues at specific intersections or driveways	63.13%	363
Vehicles drive too fast	34.61%	199
Not enough lighting	37.39%	215
Issues with passing vehicles	26.96%	155
Other (please describe)	25.57%	147
Total Respondents: 575		

Q8: SR 202 – Tolt Hill Road Southeast intersection to 324th Avenue Southeast (Fall City limits)

Answered: 575 Skipped: 149



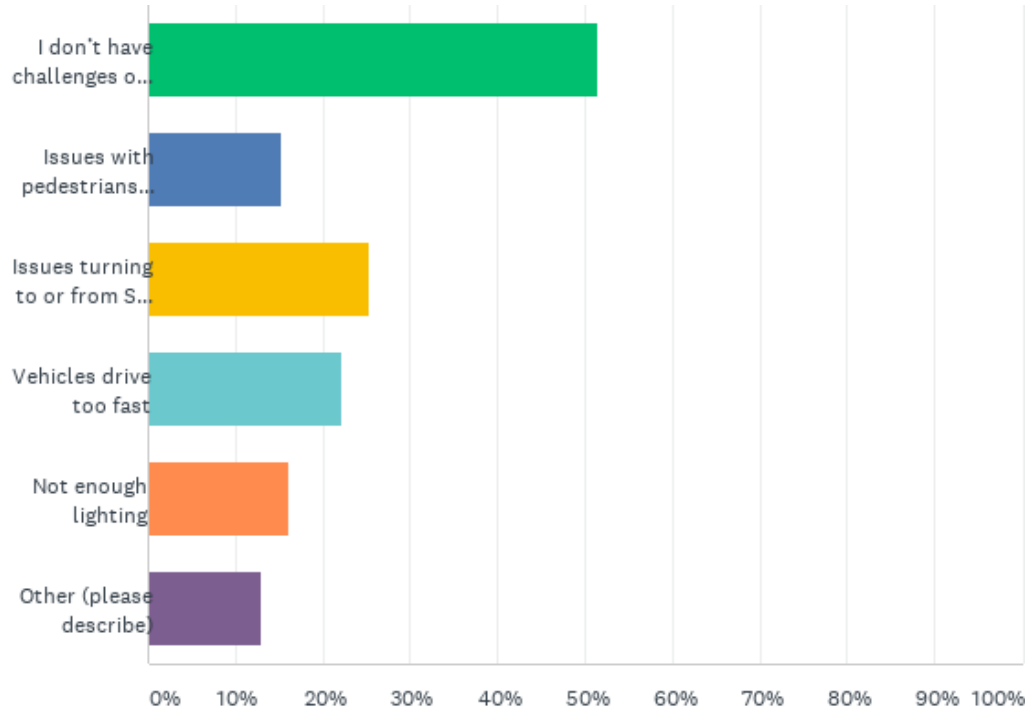
Q8: SR 202 – Tolt Hill Road Southeast intersection to 324th Avenue Southeast (Fall City limits)

Answered: 575 Skipped: 149

ANSWER CHOICES	RESPONSES	
I don't have challenges on this section of SR 202	29.04%	167
Concerns or safety issues at specific intersections or driveways	33.91%	195
Vehicles drive too fast	30.26%	174
Not enough lighting	29.22%	168
Issues with passing vehicles	23.13%	133
Other (please describe)	19.30%	111
Total Respondents: 575		

Q10: Section 1 of SR 202 in Fall City: 324th Avenue Southeast intersection and the Chief Kanim Middle School

Answered: 572 Skipped: 152



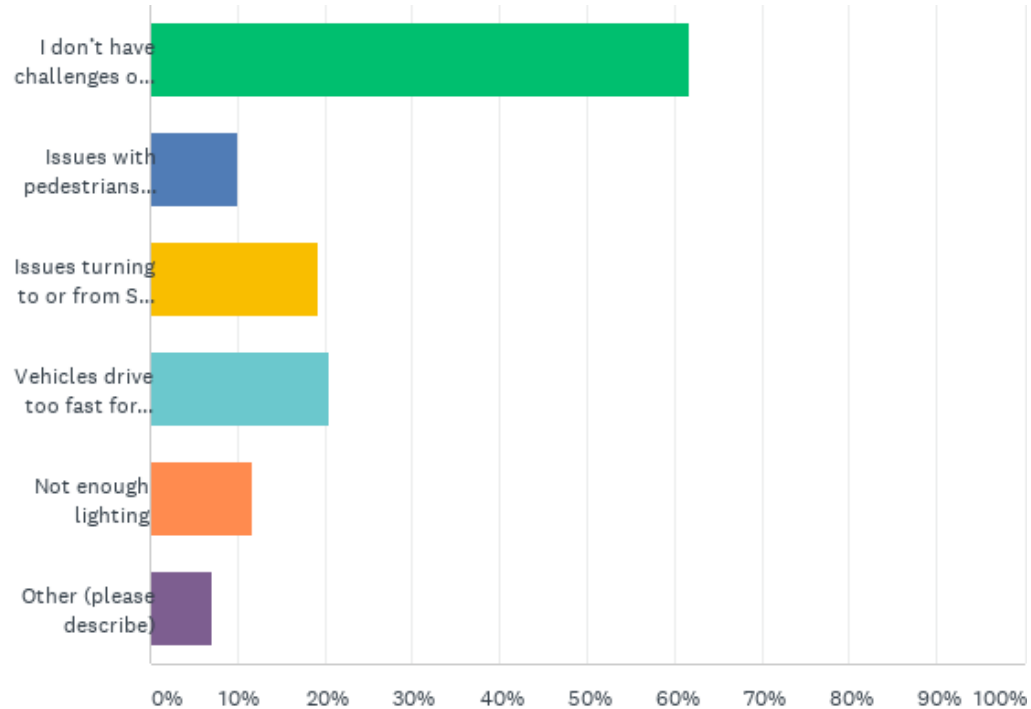
Q10: Section 1 of SR 202 in Fall City: 324th Avenue Southeast intersection and the Chief Kanim Middle School

Answered: 572 Skipped: 152

ANSWER CHOICES	RESPONSES	
I don't have challenges on this section of SR 202	51.40%	294
Issues with pedestrians crossing SR 202 either as a pedestrian or as a driver*	15.21%	87
Issues turning to or from SR 202	25.35%	145
Vehicles drive too fast	22.20%	127
Not enough lighting	16.08%	92
Other (please describe)	12.94%	74
Total Respondents: 572		

Q12: Section 2 of SR 202 in Fall City: 332nd Avenue Southeast intersection vicinity

Answered: 556 Skipped: 168



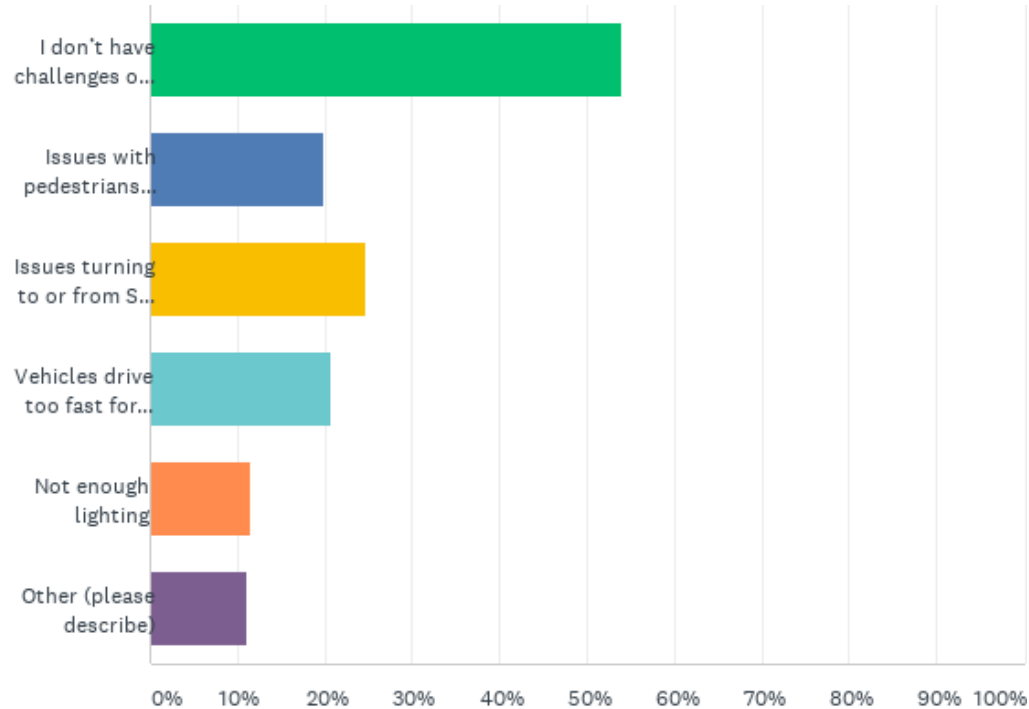
Q12: Section 2 of SR 202 in Fall City: 332nd Avenue Southeast intersection vicinity

Answered: 556 Skipped: 168

ANSWER CHOICES	RESPONSES	
I don't have challenges on this section of SR 202	61.69%	343
Issues with pedestrians crossing SR 202 either as a pedestrian or as a driver	10.07%	56
Issues turning to or from SR 202	19.24%	107
Vehicles drive too fast for conditions	20.50%	114
Not enough lighting	11.69%	65
Other (please describe)	7.19%	40
Total Respondents: 556		

Q14: Section 3 of SR 202 in Fall City: Fall City Elementary School, 334th Place Southeast, and Southeast 42nd Place intersection

Answered: 557 Skipped: 167



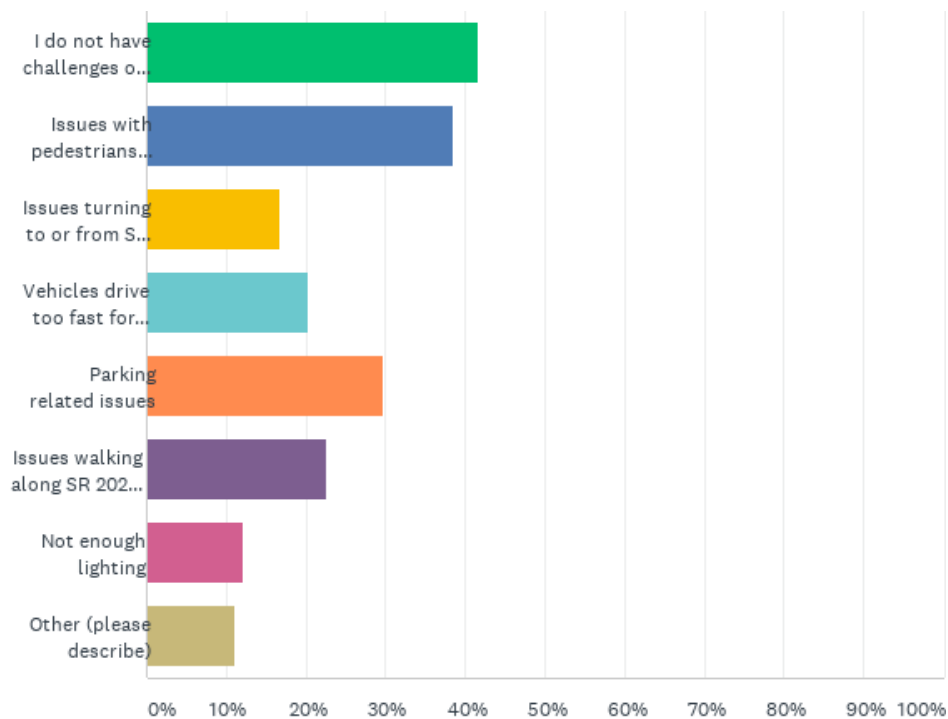
Q14: Section 3 of SR 202 in Fall City: Fall City Elementary School, 334th Place Southeast, and Southeast 42nd Place intersection

Answered: 557 Skipped: 167

ANSWER CHOICES	RESPONSES	
I don't have challenges on this section of SR 202	54.04%	301
Issues with pedestrians crossing SR 202 either as a pedestrian or as a driver	19.93%	111
Issues turning to or from SR 202	24.60%	137
Vehicles drive too fast for conditions	20.65%	115
Not enough lighting	11.49%	64
Other (please describe)	11.13%	62
Total Respondents: 557		

Q16: Section 4 of SR 202 in Fall City: Downtown Business District, 335th Place Southeast to 338th Place Southeast in central Fall City

Answered: 561 Skipped: 163



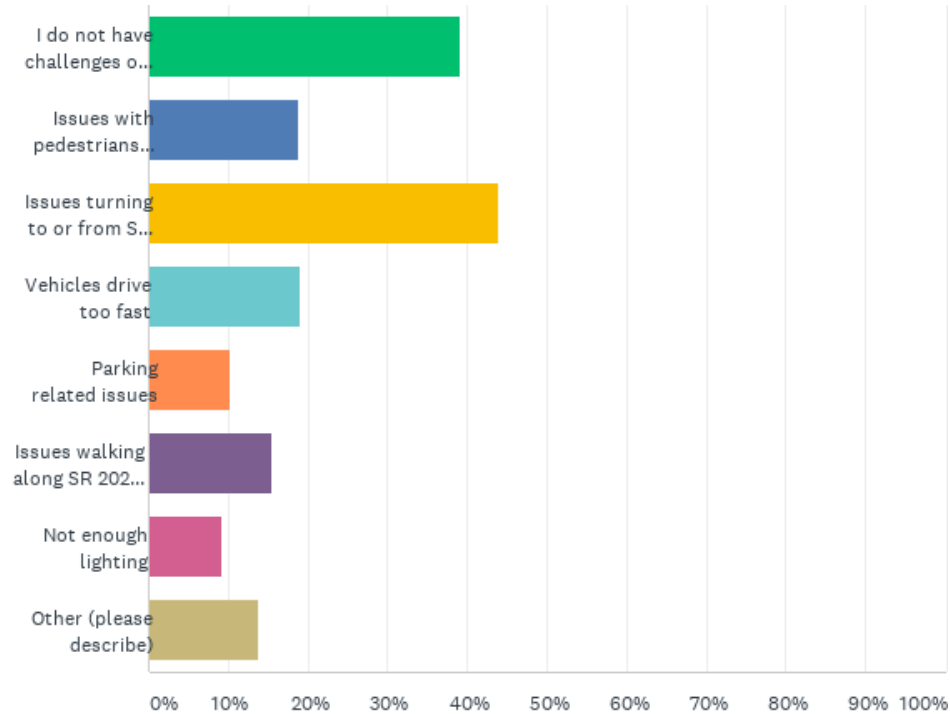
Q16: Section 4 of SR 202 in Fall City: Downtown Business District, 335th Place Southeast to 338th Place Southeast in central Fall City

Answered: 561 Skipped: 163

ANSWER CHOICES	RESPONSES	
I do not have challenges on this section of SR 202	41.71%	234
Issues with pedestrians crossing SR 202 either as a pedestrian or as a driver	38.50%	216
Issues turning to or from SR 202	16.76%	94
Vehicles drive too fast for conditions	20.32%	114
Parking related issues	29.77%	167
Issues walking along SR 202 next to the Snoqualmie River	22.64%	127
Not enough lighting	12.12%	68
Other (please describe)	11.05%	62
Total Respondents: 561		

Q18: Section 5 of SR 202 in Fall City: Preston/Fall City Road intersection and the Snoqualmie River Bridge crossing

Answered: 559 Skipped: 165



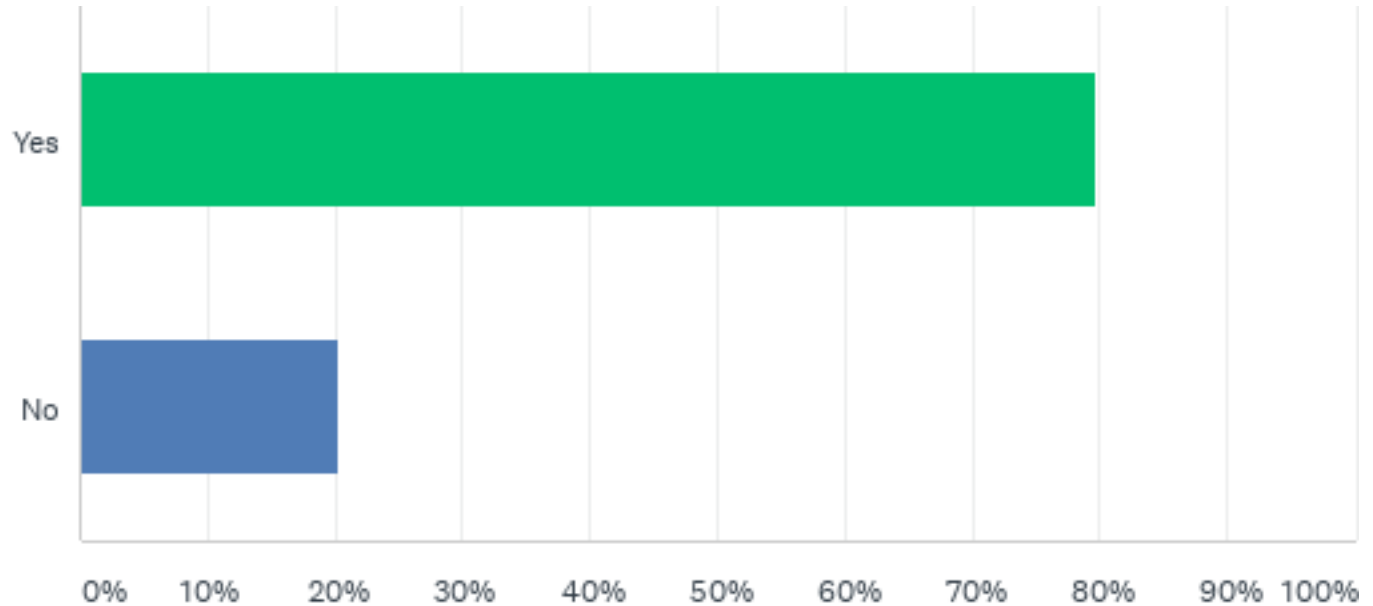
Q18: Section 5 of SR 202 in Fall City: Preston/Fall City Road intersection and the Snoqualmie River Bridge crossing

Answered: 559 Skipped: 165

ANSWER CHOICES	RESPONSES	
I do not have challenges on this section of SR 202	39.18%	219
Issues with pedestrians crossing SR 202 either as a pedestrian or as a driver	18.78%	105
Issues turning to or from SR 202	44.01%	246
Vehicles drive too fast	19.14%	107
Parking related issues	10.20%	57
Issues walking along SR 202 next to or across the Snoqualmie River	15.56%	87
Not enough lighting	9.12%	51
Other (please describe)	13.77%	77
Total Respondents: 559		

Q21: Would you be willing to answer optional demographic questions?

Answered: 579 Skipped: 145



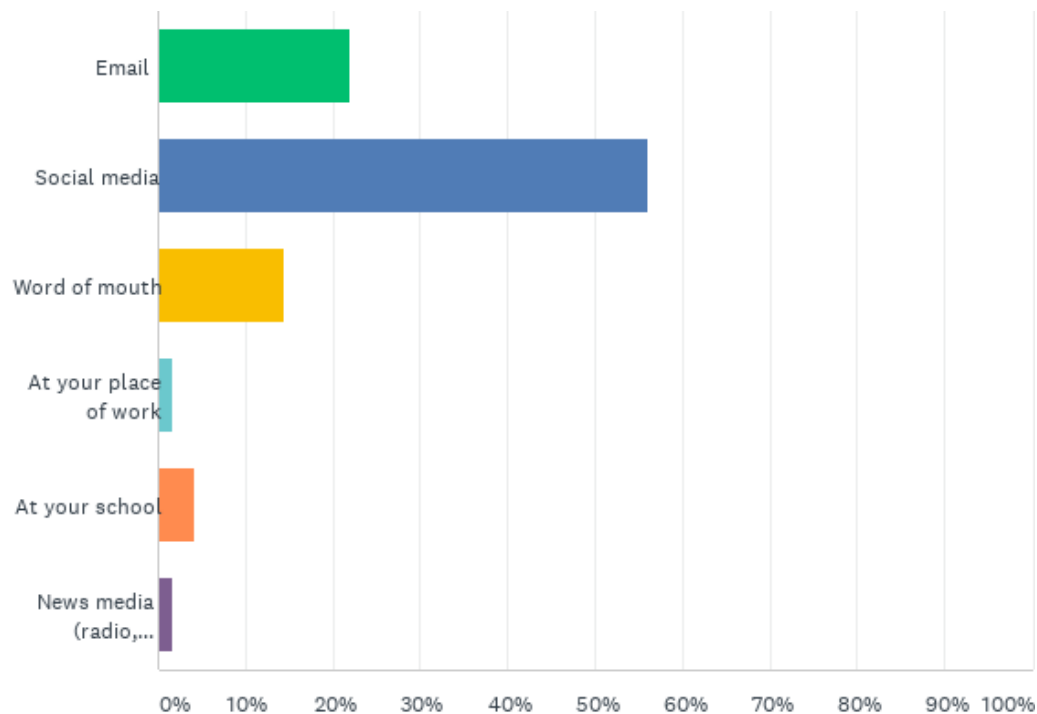
Q21: Would you be willing to answer optional demographic questions?

Answered: 579 Skipped: 145

ANSWER CHOICES	RESPONSES	
Yes	79.62%	461
No	20.38%	118
TOTAL		579

Q22: How did you hear about the study/survey?

Answered: 457 Skipped: 267



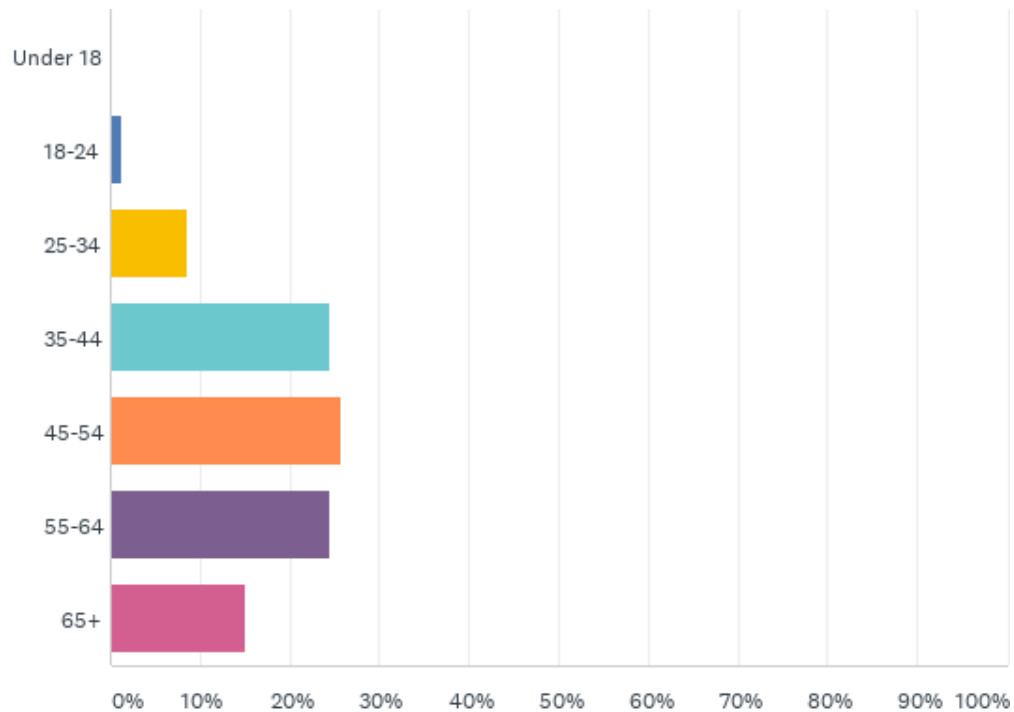
Q22: How did you hear about the study/survey?

Answered: 457 Skipped: 267

ANSWER CHOICES	RESPONSES	
Email	21.88%	100
Social media	56.02%	256
Word of mouth	14.44%	66
At your place of work	1.75%	8
At your school	4.16%	19
News media (radio, newspaper)	1.75%	8
TOTAL		457

Q23: What is your age?

Answered: 456 Skipped: 268



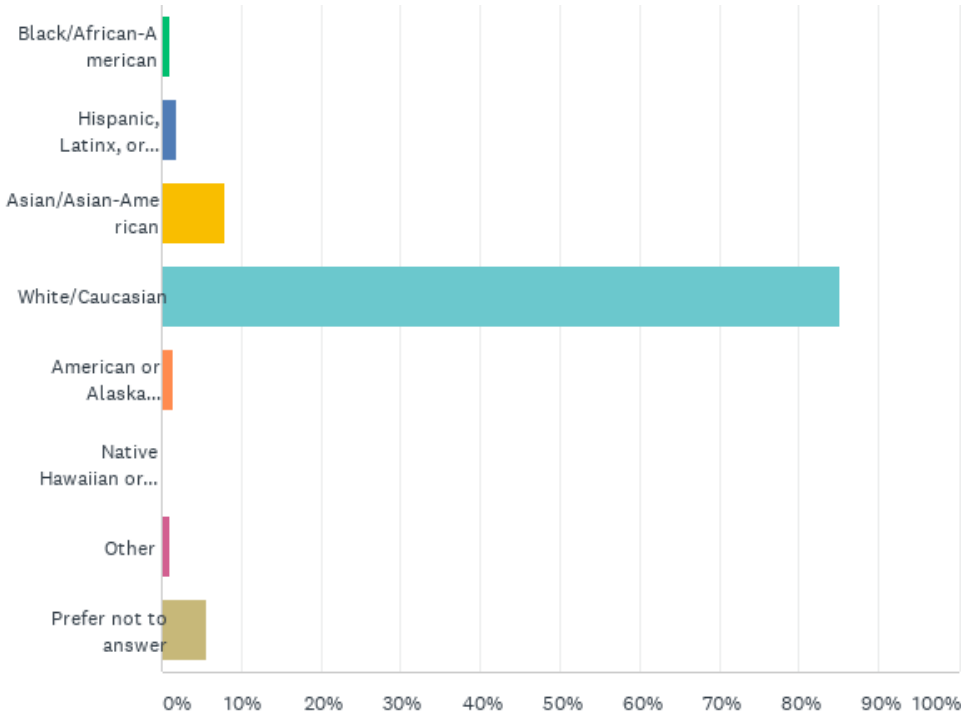
Q23: What is your age?

Answered: 456 Skipped: 268

ANSWER CHOICES	RESPONSES	
Under 18	0.22%	1
18-24	1.32%	6
25-34	8.55%	39
35-44	24.56%	112
45-54	25.66%	117
55-64	24.56%	112
65+	15.13%	69
TOTAL		456

Q24: How do you identify? (Please check all that apply)

Answered: 458 Skipped: 266



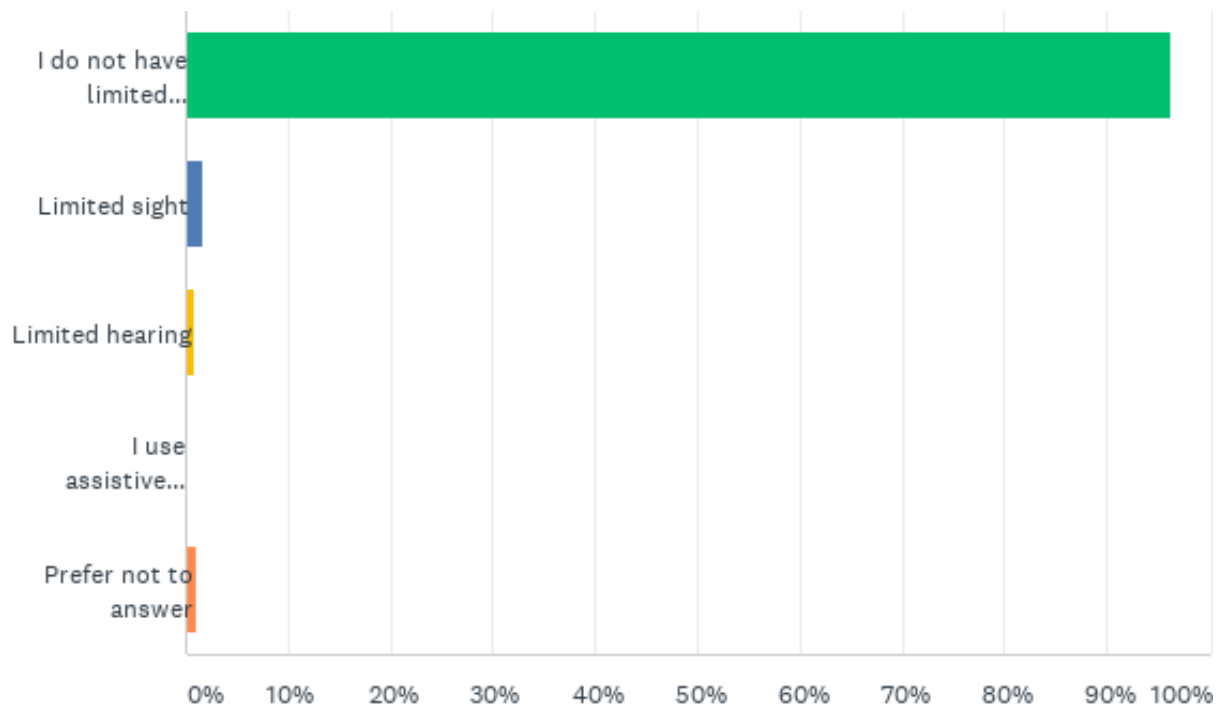
Q24: How do you identify? (Please check all that apply)

Answered: 458 Skipped: 266

ANSWER CHOICES	RESPONSES	
Black/African-American	1.09%	5
Hispanic, Latinx, or Spanish origin	1.97%	9
Asian/Asian-American	7.86%	36
White/Caucasian	85.15%	390
American or Alaska Native/Indigenous	1.53%	7
Native Hawaiian or Other Pacific Islander	0.22%	1
Other	1.09%	5
Prefer not to answer	5.68%	26
Total Respondents: 458		

Q25: Do you have limited mobility that affects your ability to travel along SR 202? (Select all that apply)

Answered: 445 Skipped: 279



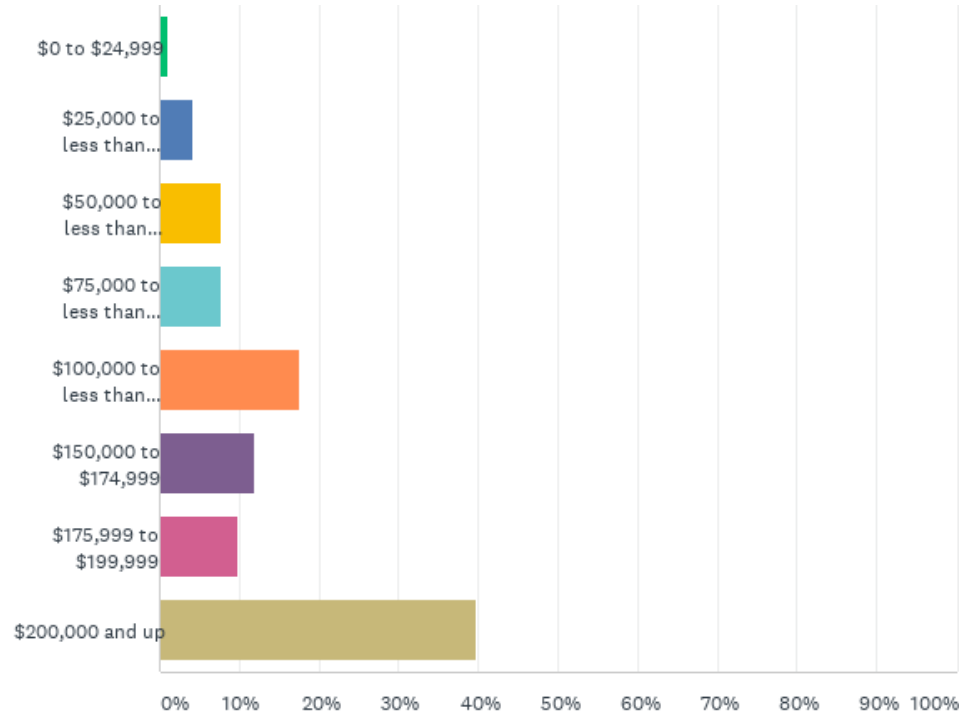
Q25: Do you have limited mobility that affects your ability to travel along SR 202? (Select all that apply)

Answered: 445 Skipped: 279

ANSWER CHOICES	RESPONSES	
I do not have limited mobility	96.18%	428
Limited sight	1.57%	7
Limited hearing	0.90%	4
I use assistive mobility devices	0.22%	1
Prefer not to answer	1.12%	5
Total Respondents: 445		

Q26: What is your approximate yearly household income?

Answered: 409 Skipped: 315



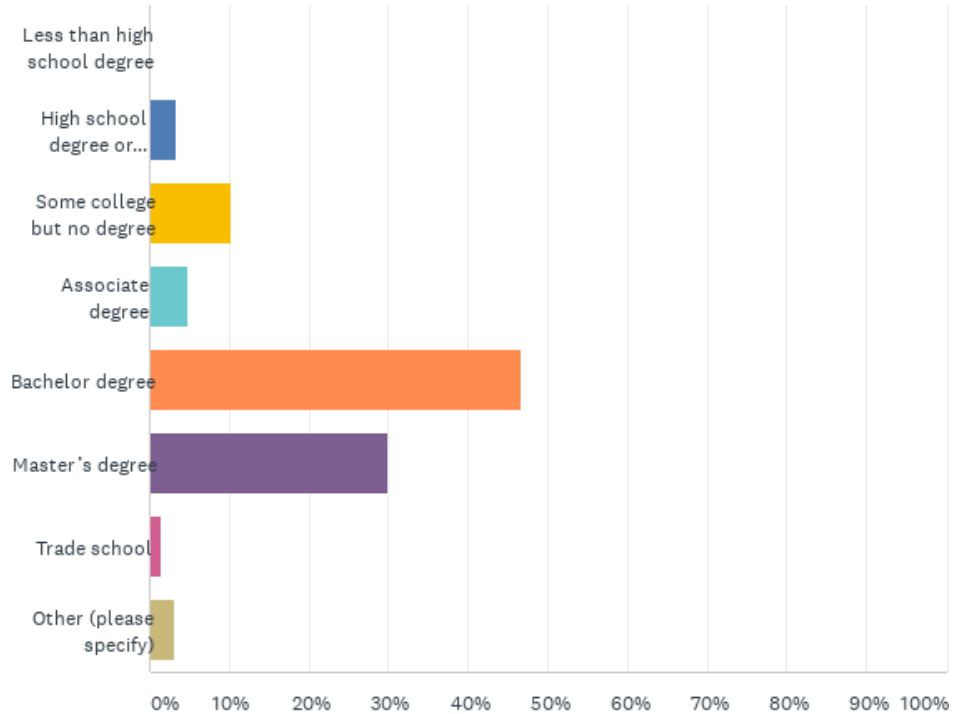
Q26: What is your approximate yearly household income?

Answered: 409 Skipped: 315

ANSWER CHOICES	RESPONSES	
\$0 to \$24,999	0.98%	4
\$25,000 to less than \$49,999	4.16%	17
\$50,000 to less than \$74,999	7.82%	32
\$75,000 to less than \$99,999	7.82%	32
\$100,000 to less than \$124,999	17.60%	72
\$150,000 to \$174,999	11.98%	49
\$175,999 to \$199,999	9.78%	40
\$200,000 and up	39.85%	163
TOTAL		409

Q27: What is the highest level of school you have completed or the highest degree you have received?

Answered: 450 Skipped: 274



Q27: What is the highest level of school you have completed or the highest degree you have received?

Answered: 450 Skipped: 274

ANSWER CHOICES	RESPONSES	
Less than high school degree	0.22%	1
High school degree or equivalent (e.g., GED)	3.33%	15
Some college but no degree	10.22%	46
Associate degree	4.89%	22
Bachelor degree	46.67%	210
Master's degree	30.00%	135
Trade school	1.56%	7
Other (please specify)	3.11%	14
TOTAL		450